

LINEA



BIM
ready

... indoor, surface-mounted, plastic.

USE

The Linea light fitting line can be used as a comprehensive solution for lighting of office buildings, schools, hospitals, libraries, as well as individual lighting of flat interiors, corridors, sanitary and welfare facilities.

Thanks to its high luminous efficiency and low electricity consumption it is a suitable replacement for light fittings with fluorescent tubes.

ADVANTAGES

- Light fitting protection **IP54**
- Maximum ambient temperature up to **t_a = 35 °C**
- Lifetime: 50,000 hours / L90B10
- Diffuser: translucent polycarbonate (PC) = high light transmission
- Body: white polycarbonate (PC) = high mechanical resistance
- Up to 45 % lower electricity consumption when compared to tubes T5
- In DALI version possibility of constant luminous flux for whole lifetime (CLO)

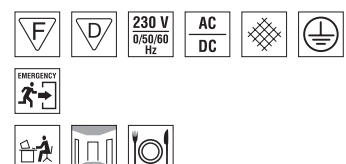
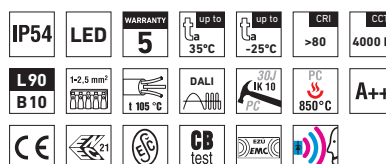
- Standard model - CRI > 80: 4000 K
- At request CRI > 80: 3000 K, 5000 K, 6500 K, CRI > 90: 3000 K, 4000 K
- It can be delivered in dimmable or emergency version
- Certification: ESČ, ENEC, CB

www.linea.lighting/en

T A

Č R

Technology
Agency
of the Czech Republic

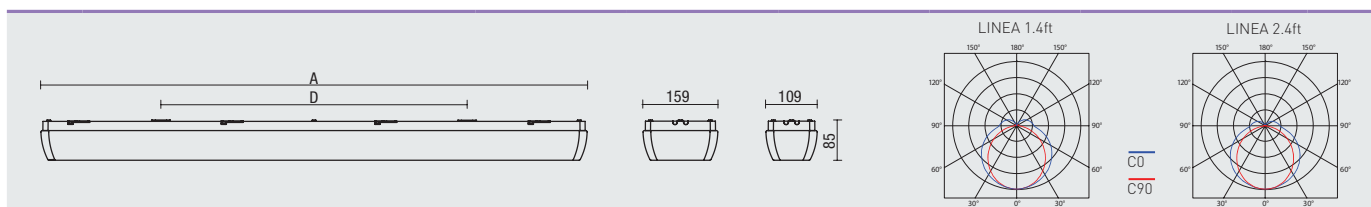


LINEA



TECHNICAL DESCRIPTION

- Light fitting protection: IP54
- Maximum ambient temperature: $t_a = 35^\circ\text{C}$, Maximum ambient temperature: $t_a = 25^\circ\text{C}$ (version with emergency back-up source for 1 or 3 hours; M1h, M3h)
- Maximum system efficacy: 126 lm/W
- The watt and lumen values can vary by $\pm 7,5\%$
- Standard model - CRI > 80: 4000 K
- Lifetime: 50,000 hours / L90B10
- Diffuser: translucent polycarbonate (PC), UV stable, impact-resistant
- Body: white polycarbonate (PC), UV stable, impact-resistant
- Reflector: steel sheet, white colour (RAL 9003)
- Rotary cap: polyamide + 10 % glass fibre
- Sealing: polyurethane (PUR), foamed body groove
- Cable glands: rubber (SBS)
- Terminal block: screwless, three-pole (basic version)
- Electric equipment: LED modules, current driver or current driver DALI



Code	Type	Luminous flux of LED modules [lm]	Luminous flux of light fitting [lm]	Power consumption [W]	System efficacy [lm/W]	Net weight [kg]	A [mm]	D [mm]
For ambient temperature $t_a = 35^\circ\text{C}$ - body: white polycarbonate - diffuser: translucent polycarbonate								
63140	LINEA 1.4ft 2600/840	2600	2240	18	124	1,9	1160	650
63150	LINEA 1.4ft 3200/840	3200	2720	22	124	1,9	1160	650
63160	LINEA 1.4ft 4400/840	4400	3720	30	124	1,9	1160	650
63240	LINEA 2.4ft 5200/840	5200	4330	35	124	2,5	1160	650
63250	LINEA 2.4ft 6400/840	6400	5210	42	124	2,5	1160	650
63260	LINEA 2.4ft 8800/840	8800	7280	58	126	2,5	1160	650

63150 LINEA 1.4ft 3200/840 = suitable replacement for T8 fl. tube light fitting SM 136 - 1x36W
 63160 LINEA 1.4ft 4400/840 = suitable replacement for T8 fl. tube light fitting SM 158 - 1x58W

63250 LINEA 2.4ft 6400/840 = suitable replacement for T8 fl. tube light fitting SM 236 - 2x36W
 63260 LINEA 2.4ft 8800/840 = suitable replacement for T8 fl. tube light fitting SM 258 - 2x58W

LINEA

Diffuser made of translucent polycarbonate

Code	Type	M1h	M3h	DALI	DALI M1h	DALI M3h	Senzor	DALI Senzor
63140	LINEA 1.4ft 2600/840	63144	x	63143	63147	x	x	x
63150	LINEA 1.4ft 3200/840	63154	x	63153	63157	x	x	x
63160	LINEA 1.4ft 4400/840	63164	x	63163	63167	x	x	x
63240	LINEA 2.4ft 5200/840	63244	63245	63243	63247	63246	63241	63248
63250	LINEA 2.4ft 6400/840	63254	63255	63253	63257	63256	63251	63258
63260	LINEA 2.4ft 8800/840	63264	63265	63263	63267	63266	63261	63268

LEGEND

DALI - version with digital dimmable driver DALI ; the corridor function can be used

M1h - emergency back-up source with operating time of 1 hour (SA) for both permanent and emergency illumination

M3h - emergency back-up source with operating time of 3 hours (SA) for both permanent and emergency illumination

Batteries must be formatted before their putting into operation. Assembly instructions must be observed at installation.

LIGHT FITTING ATTACHMENT AND ITS DETAILED VIEW

Directly to a ceiling or a wall with the use of screws



LINEA

