


TREVOS

CZECH LED
LUMINAIRES



INNOVA


PLUG AND
PLAY

Modernize your lighting quickly, easily and economically
Do you want to change your traditional lighting into LEDs?

INNOVA - moisture and dust - proof luminaire with high level protection IP66 / 69, is a simple, low-cost and extremely fast solution for relamping and lighting redesign.

Innova is ready-made luminaire with smart connectors and flexible ceiling brackets.

The electrical connection is made from outside and the installation is done either on the wall or on the ceiling via a trunking (cable tray) system.



WHY?

E-CON

The external screw-less terminal block E-CON guarantees assembling in 3 minutes without needing to open the fixture. Colour-coded plug-in components allow installation time to be significantly reduced and eliminates the installation mistakes.



IP66

IP69

WHY?

BRACKET

The innovative attachment made of high-quality stainless steel ensures strength, durability and corrosion resistance.

It allows the luminaire to be securely mounted both on the ceiling and in the side wall suspension with flexible spacing.

The design is optimized for row installation.



**INDUSTRIAL BUILDINGS,
FAIR TRADE HALLS,
GARAGES,
WAREHOUSES AND
TUNNELS**



**CAR PARK APPLICATIONS,
TRANSPORT TERMINALS
AND OUTDOOR SPACES
(EVEN WITHOUT SHELTER)**



FOODSTUFF PRODUCTION AND FOOD STORAGE

Foodstuff industry is characterized by extreme temperature conditions and high levels of humidity.

INNOVA complies with HACCP regulations to fulfill stringent hygienic and safety technical standards for the food industry.

INNOVA with IK10 and unopenable housing prevents dust and moisture penetration and can be completely cleaned with pressure washers (IP69).



FARMS AND AGRICULTURAL FACILITIES

Innova ABS is ammonia resistant.

It has been approved by the German Agricultural Society.

INNOVA with IK10 and unopenable housing prevents dust and moisture penetration and can be completely cleaned with pressure washers (IP 69).

Optional version with red LED chips for cowhouses - red night lights don't disturb the sleep cycles of cows and can be used to facilitate cow movement and observation during darkness.
Optional version with blue LED chips for poultry farms - blue light has a calming effect and significantly reduces aggressive behaviour in poultry.



BENEFITS:

Fast and simple connection in 3 minutes with simple tools
Installation under the supervision of just one electrician and a team of unskilled workers.

No damage on the internal electronics during installation.
Extremely reliable unopenable luminaire – even in extreme conditions.

Economically very attractive luminaire.
Low cost and money saving solution.

Smart for RELAMPING and LIGHTING REDESIGN
Product of professionals with 30 years experience
in weatherproof industrial lighting.



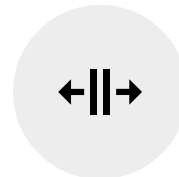
SIMPLE
INSTALLATION



100% QUALITY
CONTROL



IP66
IP69



VARIABLE
MOUNTING PITCH




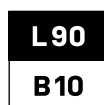


THE COST OF THE INSTALLATION OF 120 LUMINAIRES PCS

PARAMETERS	STANDARD CONNECTION	INNOVA	ADVANTAGES AND BENEFITS
ASSEMBLE TO:	Terminal block	Connector	VERY EASY ASSEMBLY
WHO CONNECTS THE LIGHTS?	Electrician	Assembler	NO NEED FOR QUALIFICATIONS
WHAT IS THE FEE?	25 – 55 € per hour	17 – 30 € per hour	8 – 25 € SAVED
TIME EXPENDITURE	60 hours	30 hours	50 % TIME SAVED
COST OF ASSEMBLY	1500 – 3 300 €	510 – 900 €	990 – 2400 € SAVED 66 – 72,8 % COST SAVED



TECHNICAL FEATURES:

- High quality and controlled production process
- Strong performance up to 164 lm/W
- Service life 50 000 hours (L90)
- EU sourced high quality plastic materials with a guarantee of UV stabilization
- Non-dismountable housing for minimalization of risks of dust and moisture penetration
- LED diode protection against damage during installation
- Very high protection of IP66 and IP69
- Impact resistance of IK10
- High performance - temperature resistance up to 50°C
- Built-in ventilation membrane for minimalization of internal condensation
- HACCP and DLG conformity





ONE MATERIAL:

One material - one housing for full resistance during any physical expansion caused by changes in temperature

ABS / ABS - PC / PC - TRS PC / PC

BODY:

ABS for chemically aggressive environments with ammonia, fats, oils, acids and alkalis

PC for general usage and impact resistance.

Transparent (TRS) PC for low ceilings in indoor parking areas

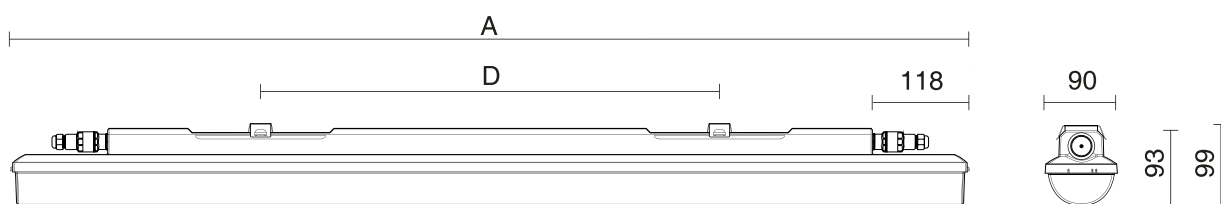
DIFFUSER:

Variation of diffuser's technology:

TRANSLUCENT PC or ABS



TRANSPARENT PC or ABS with Fresnel lenses for special wide or narrow beam applications



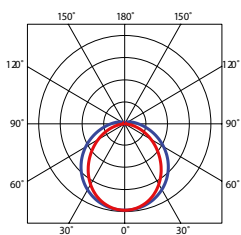


	A [mm]	D [mm]
INNOVA 1.4 ft	1175	420 - 700
INNOVA 1.5 ft	1455	700 - 980

THERE YOU CAN FIND **ACTUALLY**
PARAMETERS OF LUMINAIRES

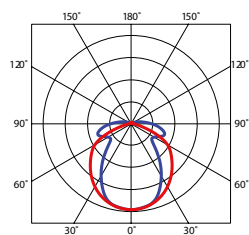


INNOVA



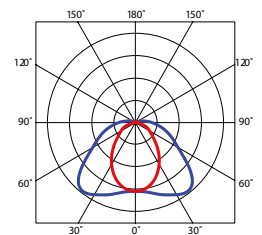
INNOVA NB


Narrow beam



INNOVA WB

Wide beam







INNOVA

TRE≡VOS, a.s.

Nova Ves 34
511 01 Turnov
Republika Czeska

Email: trevos@trevos.cz



www.trevos.com